


 rotherhamallotments.org.uk
 admin@rotherhamallotments.org.uk
 07714 300334
 PO Box 819, Rotherham, S60 9NR

Rotherham Allotment Alliance Ltd

Vehicle Policy

Contents

Policy Introduction	2
Terms of vehicle access to allotment sites	2
Vehicles should only be taken along access roads when:-	2



Policy Introduction

It should be remembered that the majority of access roads within the allotments were not constructed for regular vehicle use and originally their primary use was for the delivery of manure and such by tractor and trailer. Allotment holders gain access to the site on foot. Therefore, these access roads are unsuitable for regular vehicle use, especially in wet conditions. Parking on access roads invariably causes inconvenience to other plot holders in restricting access to their plots.

Terms of vehicle access to allotment sites

- Speed when using access roads within allotment sites is limited to a maximum of 5mph.
- Gates to access allotment sites must be closed and locked on entering and leaving sites at all times (no matter how long the visit is expected to take).
- Where car parks exist they should be utilized at all times to prevent blocking access roads to other plot holders. (sites with no car parking facilities vehicles should be parked outside the allotment site, avoiding inconvenience to neighbouring residents or causing obstructions to other road users.
Vehicles should not be parked on access roads/paths.

Vehicles should only be taken along access roads when:-

- Necessary to deliver or collect bulky items to and from individual plots.
- Only when ground and weather conditions allow.
(this should apply to all vehicles including larger off-road 4x4 type vehicles).
- In periods of inclement ground and weather conditions other arrangements should be made to deliver and collect materials from allotment plots, e.g. wheelbarrows and carts.